

WORKSHOP – RAILWAY APPLICATIONS

12 October • Croatian Standards Institute • Croatia

Overview of Croatian Railways - Future Perspectives

Sabina Seražin Korper, Leader of
Development and analysis of railway
infrastructure subsystems capacity group
HŽ Infrastruktura d.o.o., Croatia



History

24. July 1860.

Kotoriba - Čakovec – Macinec

01. October 1862.

Zidani Most – Zagreb – Sisak/Galdovo



HŽ Infrastruktura d.o.o.

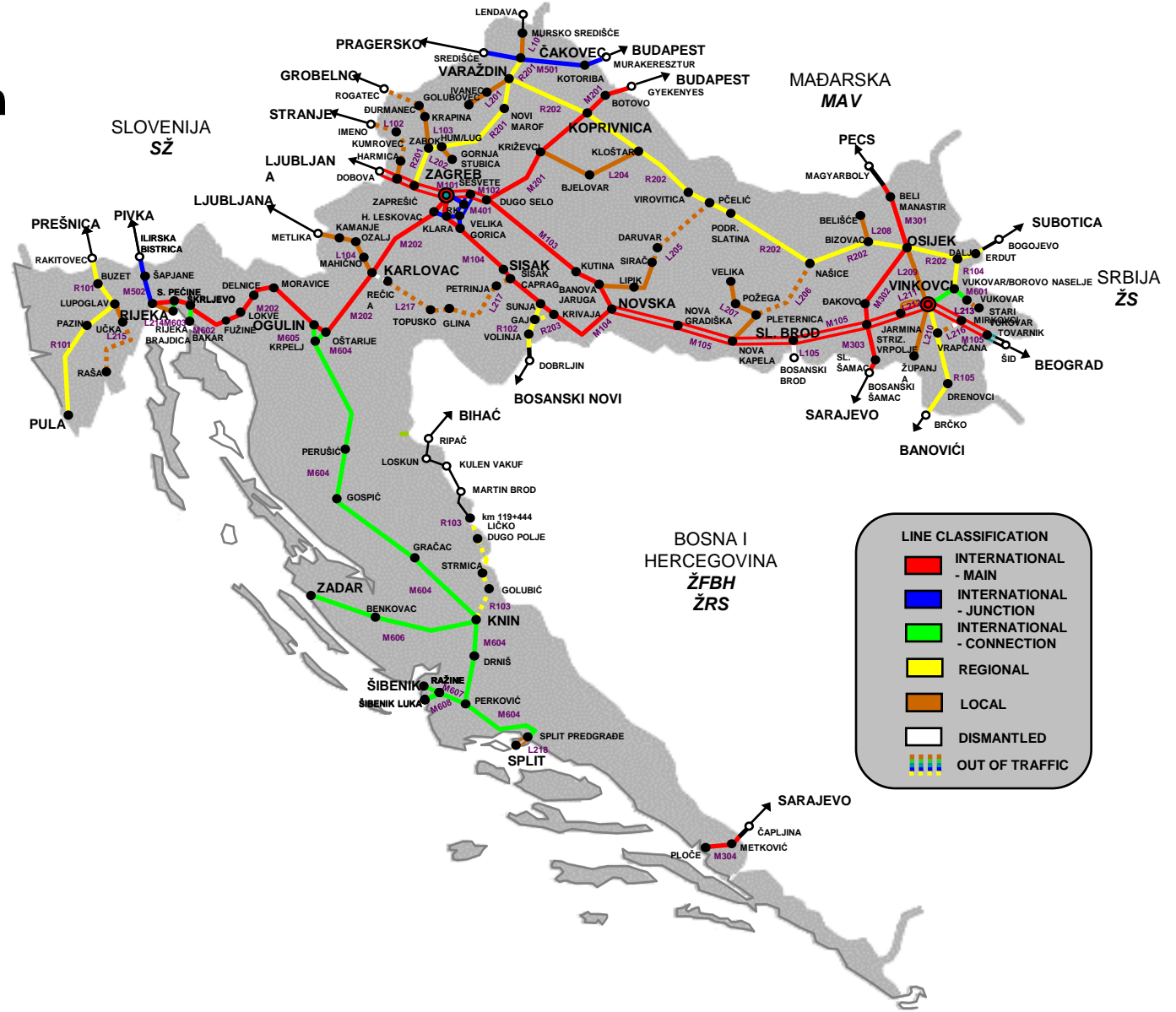


CR Infrastructure Ltd

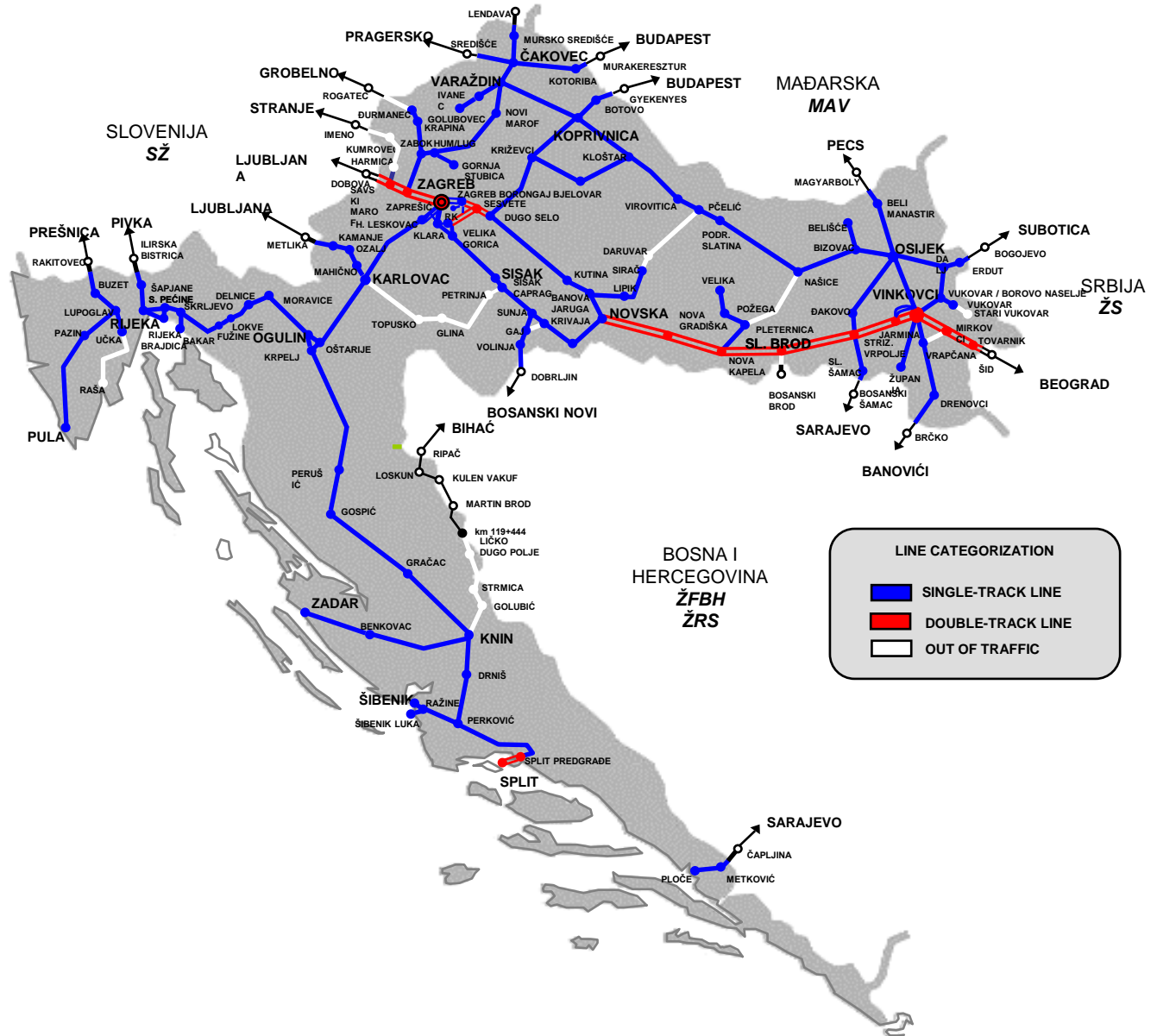
function: Infrastructure manager



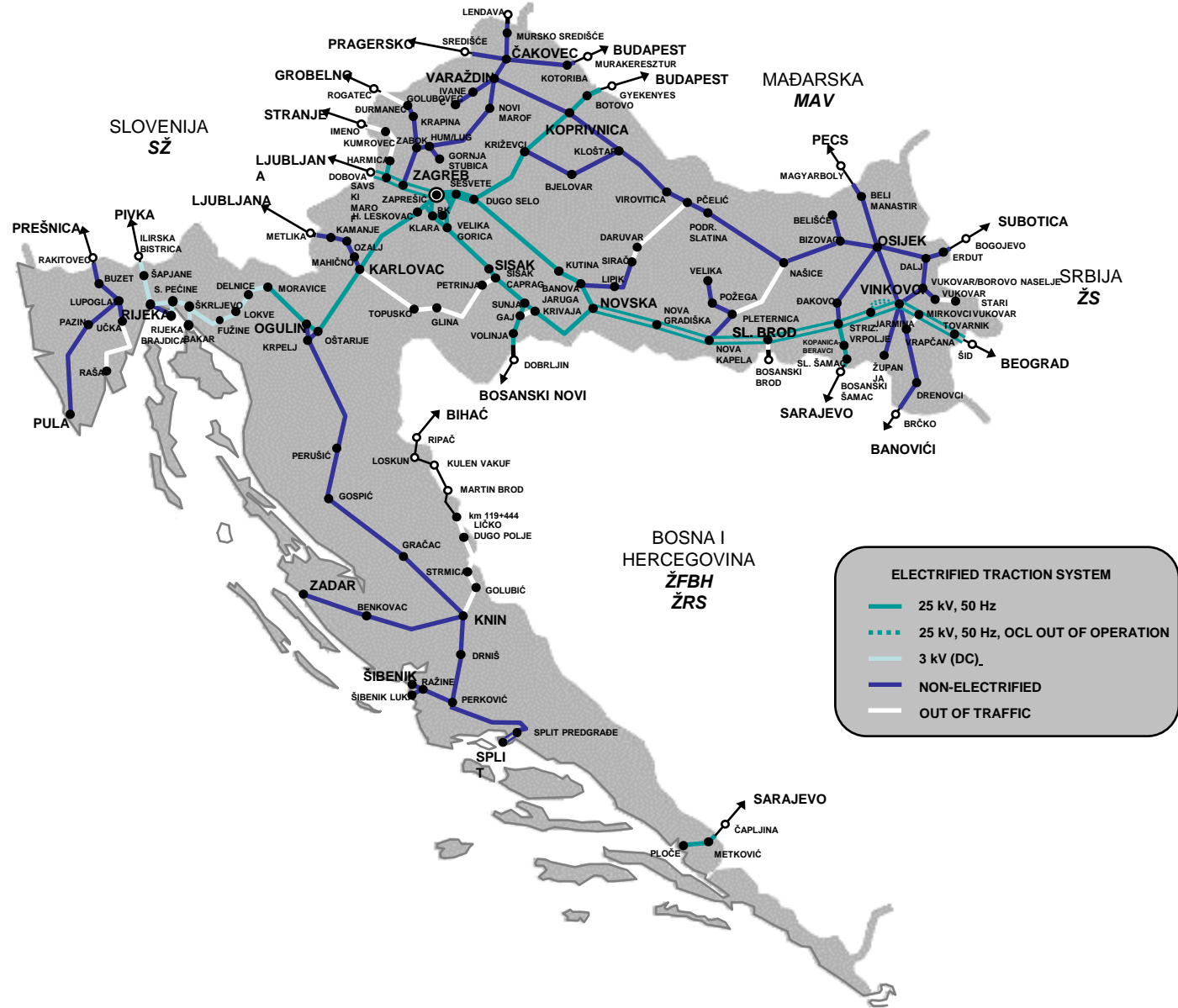
Line classification



Line categorization



Electrified traction system



Railway corridors



EXISTING RAILWAY NETWORK TEN RAILWAY CORRIDORS

Corridor X: Salzburg – Ljubljana – Zagreb – Beograd – Skopje – Solun
(Sb. SŽ – Zagreb – Vinkovci – Sb. ŽS = 316,711.59 km)

Corridor branch Vb: Budapest – Zagreb – Rijeka
Rijeka - Pivka

(Sb. MAV – Koprivnica – Zagreb - Rijeka = 100.894,48 km)
(Rijeka – Šapjane – Sb. SŽ =

Corridor branch Vc: Budapest – Osijek – Sarajevo - Ploče

(Sb. MAV – Osijek – Sb. ŽS = 102.877.23 km)
(Sb. ŽS – Metković – Ploče = 22,754 km)

Connection lines to Corridor X:
Vinkovci – Vukovar

Connection lines to Corridor branch Vb:

Oštarje – Split Predgrađe
Knin – Zadar
Perković – Šibenik



INVESTMENT STRUCTURE SETUP

1. MAIN INTERNATIONAL (CORRIDOR) RAILWAY LINES PROJECTS

1. NEW RAILWAY LINES CONSTRUCTION
2. EXISTING RAILWAY LINES UPGRADE AND RECONSTRUCTION
3. EXISTING RAILWAY LINES RENEWAL

2. OTHER INTERNATIONAL RAILWAY LINES PROJECTS

1. EXISTING RAILWAY LINES UPGRADE AND RECONSTRUCTION
2. EXISTING RAILWAY LINES RENEWAL

3. REGIONAL AND LOCAL RAILWAY LINES PROJECTS

1. NEW RAILWAY LINES CONSTRUCTION
2. EXISTING RAILWAY LINES UPGRADE AND RECONSTRUCTION
3. EXISTING RAILWAY LINES RENEWAL

INVESTMENT STRUCTURE SETUP

4. RAILWAY AND ROAD SECTOR COMMON PROJECTS
5. OTHER (ICT, REAL ESTATE, MECHANIZATION & EQUIPMENT, WORK CONDITIONS IMPROVEMENT)
6. RAILWAY STATIONS AND OFFICE BUILDINGS RECONSTRUCTION
7. TECHNICAL DOCUMENTATION PREPARATION AND PRODUCTION



Main international (corridor) railway lines projects 2013. - 2017.

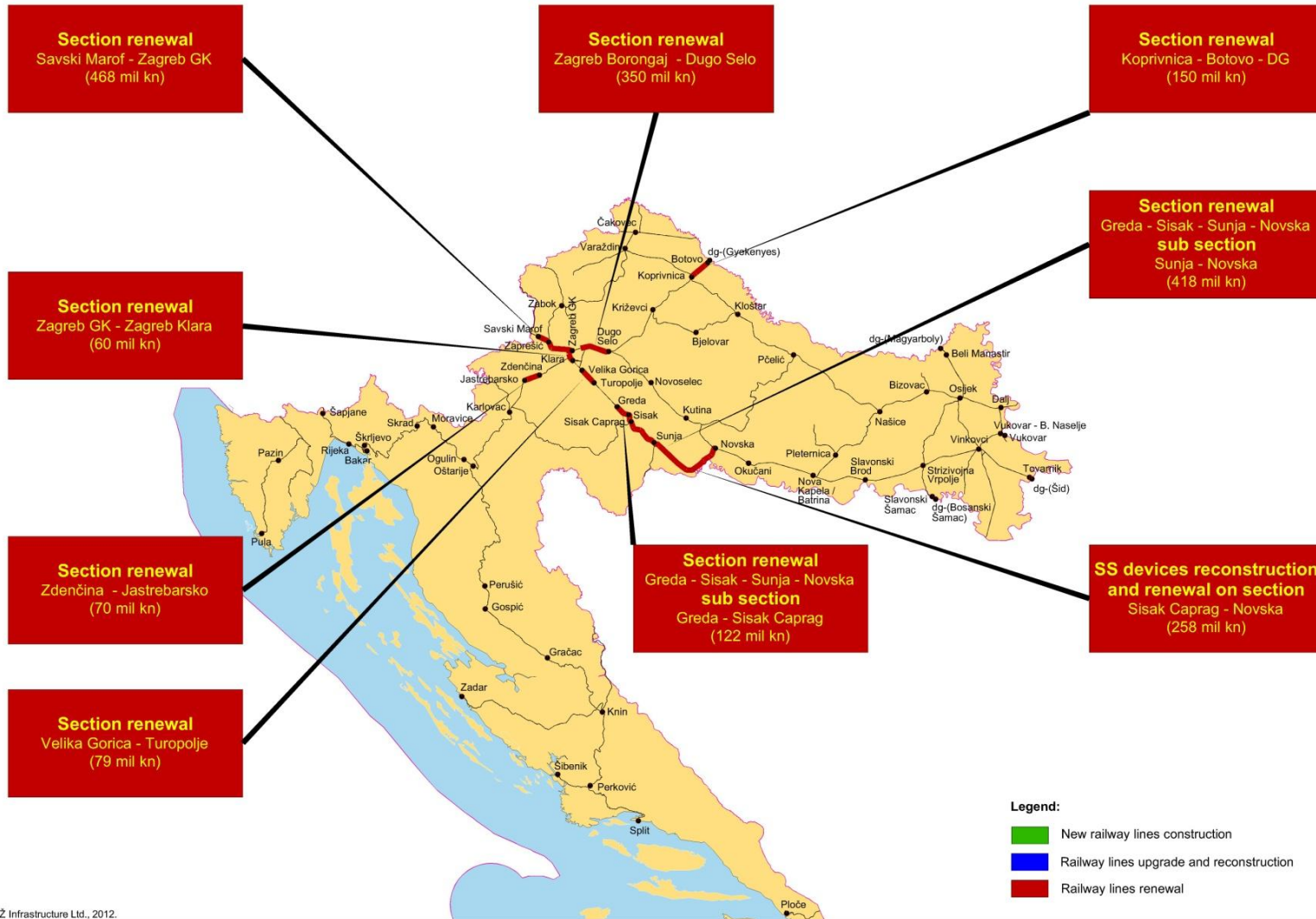


Data source: HŽ Infrastruktura Ltd., 2012.

Main international (corridor) railway lines projects 2013. - 2017.



Main international (corridor) railway lines projects 2013. - 2017.



Data source: HŽ Infrastruktura Ltd., 2012.

Main international (corridor) railway lines projects 2013. - 2017.



MAIN INTERNATIONAL (CORRIDOR) RAILWAY LINES PROJECTS

Description	2013.	2014.	2015.	2016.	2017.	Total 2013.- 2017.	Beyond 2017.	Total value	Duration
								10 ⁶ HRK	year
New railway lines construction			534,00	1.598,00	3.406,75	5.538,75	10.237,50	15.776,25	4 - 6
Existing railway lines upgrade and reconstruction	560,50	670,60	1.640,35	2.709,03	3.020,01	8.600,49	5.866,09	14.466,58	1 - 10
Existing railway lines renewal	334,50	863,65	608,15	726,15	234,00	2.766,45	418,00	3.184,45	1 - 3
Total:	895,00	1.534,25	2.782,50	5.033,18	6.660,76	16.905,69	16.521,59	33.427,28	

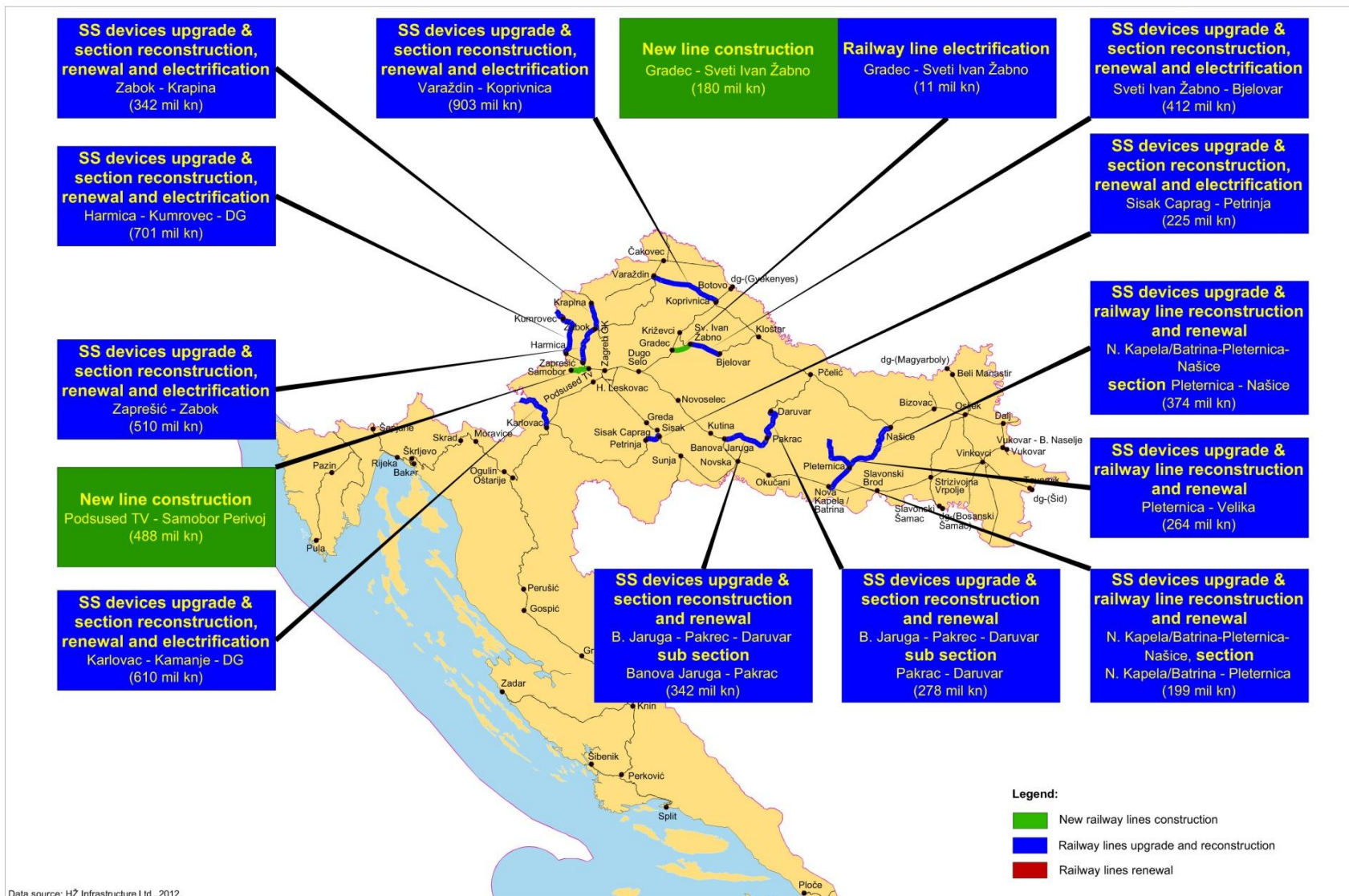
Other international railway lines projects 2013. - 2017.



OTHER INTERNATIONAL RAILWAY LINES PROJECTS

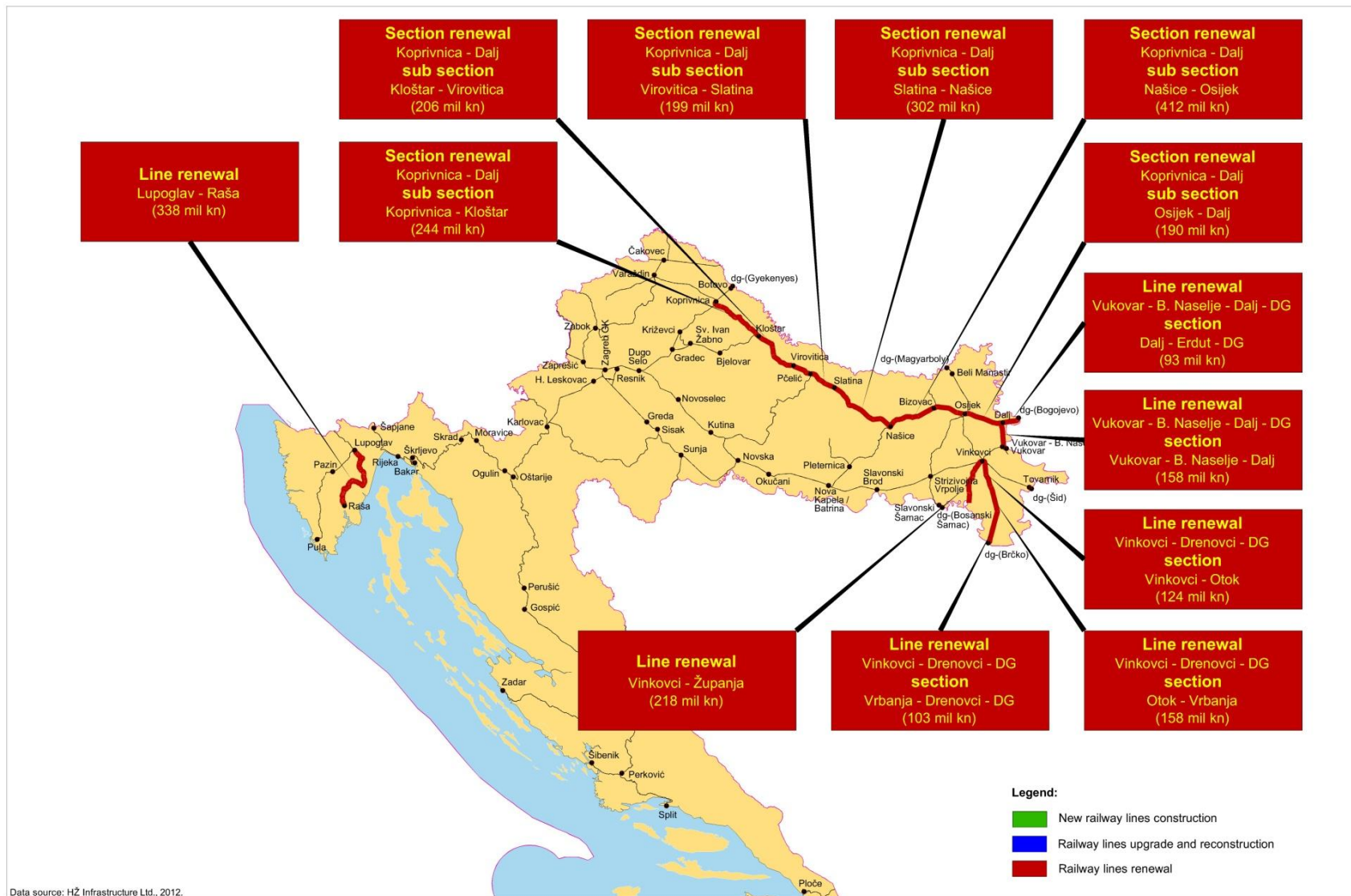
Description	2013.	2014.	2015.	2016.	2017.	Total 2013.- 2017.	Beyond 2017.	Total value	Duration
								10 ⁶ HRK	year
Existing railway lines upgrade and reconstruction	64,00	162,50	162,50	162,50	312,50	864,00	443,40	1.307,40	2 - 5
Existing railway lines renewal		171,50	155,40	112,00	152,60	591,50		591,50	1
Total:	64,00	334,00	317,90	274,50	465,10	1.455,50	443,40	1.898,90	

Regional and local railway lines projects 2013. - 2017.



Data source: HŽ Infrastruktura Ltd., 2012.

Regional and local railway lines projects 2013. - 2017.



REGIONAL AND LOCAL RAILWAY LINES PROJECTS

Description	2013.	2014.	2015.	2016.	2017.	Total 2013.- 2017.	Beyond 2017.	Total value	Duration
								10 ⁶ HRK	year
New railway lines construction	100,00	177,45	341,30	48,75		667,50		667,50	3
Existing railway lines upgrade and reconstruction		102,00	717,25	392,48	1.135,00	2.346,73	2.824,30	5.171,03	1 - 3
Existing railway lines renewal		190,00	712,15	487,95	536,35	1.926,45	817,15	2.743,60	1 - 2
Total:	100,00	469,45	1.770,70	929,18	1.671,35	4.940,68	3.641,45	8.582,13	

All projects on all railway lines, 2017. status



FINANCIAL RESOURCES

Description	Fulfillment 2011.	Plan Preposition (in 000 HRK)				
		2012.	2013.	2014.	2015.	2016.
NATIONAL BUDGET FUND	175.898	170.235	120.000	170.000	410.000	596.000
EU FUNDS (IPA...)	51.310	188.639	168.000	456.000	1.815.000	2.870.000
HŽ INFRASTRUCTURE STOCK	29.306	38.174	50.000	80.000	100.000	70.000
HŽ INFRASTRUCTURE FUND	37.787	46.237	110.000	110.000	90.000	90.000
LOANS	304.734	610.120	1.151.000	2.024.000	2.975.000	3.138.000
OTHER SOURCES						
TOTAL:	599.035	1.053.405	1.599.000	2.840.000	5.390.000	6.764.000

Thank You for Your attention!